

This information booklet has been
produced as a joint initiative between:

Manchester Learning Disability Partnership
and

University Hospital of South Manchester
NHS Foundation Trust

Content, format and design created by:

Speech and Language Therapy Service
Manchester Learning Disability Partnership

Revised August 2007

© Manchester Learning Disability Partnership 2007

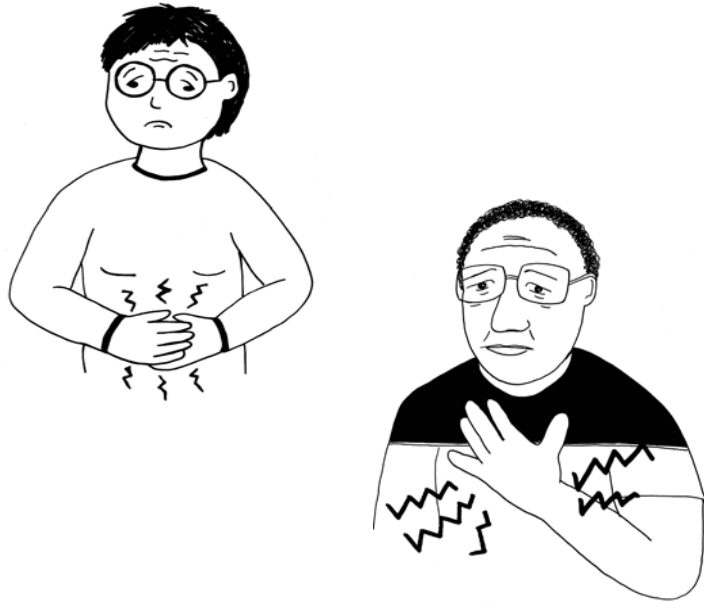
The Picture Communication Symbols ©1981-2005 by
Mayer-Johnson LLC. All Rights Reserved Worldwide. Used with permission.

The CHANGE Picture Bank ©1999-2004 and CHANGE HEALTH Picture Bank 2005
Units 19/20 Unity Business Centre, 26 Roundhay Rd, Leeds, LS7 1AB.
Company Reg no: 3468738

Going to hospital



Blank page for you to make notes



Sometimes you have to go to hospital when you are poorly.

This booklet gives you some information about Wythenshawe hospital.

Look through this booklet with your helper or carer.

Blank page for you to make notes

These are some of the things you may need to bring with you.

Tick them off ✓

as you put them in your bag.

hospital letter



slippers



regular medicines



teeth



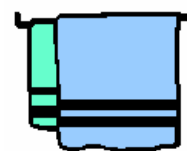
pyjamas



nightgown



towel




dressing gown



brush



comb



flannel



shampoo



soap



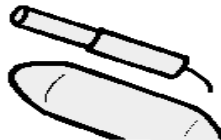
toothbrush & paste



tissues



pads and tampons



shaving kit



deodorant



When you are well, you can go home.



The nurse will give you some things to take home with you.



A letter to take to your doctors.



You may be given a bag with medicines in. This could be:



You **must** show this bag to your carer, support worker or friend.

Sometimes you will have other things to take home.



This is Kate Jury.
Kate is the Patient Advice & Liaison Officer.

Kate is the person you need to talk to if you have any complaints or problems while you are in hospital.

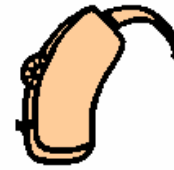
Kate may be able to help you.

The Patient Advice and Liaison Office can be found within the Outpatients Entrance, in the Yellow Zone.

Telephone No. 0161 291 5600



hearing aid



glasses



watch



walking stick




money for phone



cards



book or magazine



carton drink



fruit cordial



Here are some of the people you will meet in hospital.

People with badges will be able to help you.



Reception staff



You can tell the doctors and nurses when something is wrong.

There are lots of people who work at the hospital.

They can help you if something is wrong. Find someone who wears a badge.





The hospital want you to feel happy and relaxed when you stay in hospital.

Doctors



An Anaesthetist



Radiographers



If you are feeling afraid or upset or frightened. There are people who can help you.



A Physiotherapist




Tell your friends what is upsetting you. They may be able to put things right.



You can bring a helper with you to hospital.

This could be a member of your family, a support worker or a friend.



Friends can come to see you when you stay in hospital.

Nurses



Please do not bring anything valuable to hospital with you.

Keep them safe, leave them at home.

Your jewellery



Your purse or wallet full of money.



Your mobile phone



eating and drinking

Each day the nurses will show you a menu.

The menu tells you what there is to eat.
You will be able to pick what you want to eat.



You will have a jug of water by your bed.



Ask the nurses to fill it up when it's empty.

Ask the nurses to show you where the bathroom, shower and toilet are.



The ward you will stay on will look like this.

Near to your bed there is a telephone & TV



You will have a cupboard next to your bed.

You can keep all your personal things it here.

There will be some other people staying in your ward.



There will be a curtain by your bed. You can pull it round your bed. This will make it more private.



You will need some money to buy a card to use your phone.



You buy the card from a machine.



Ask the nurse to show you where the nearest machine is.